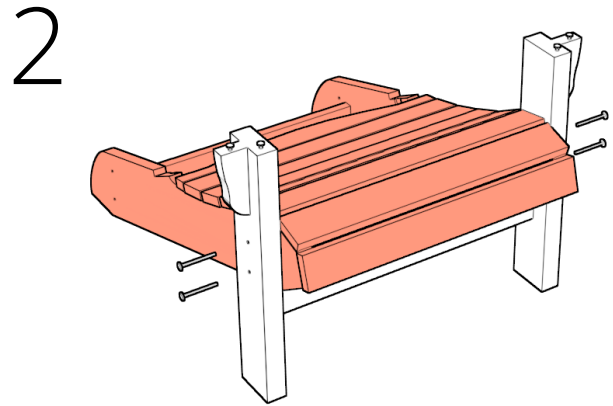
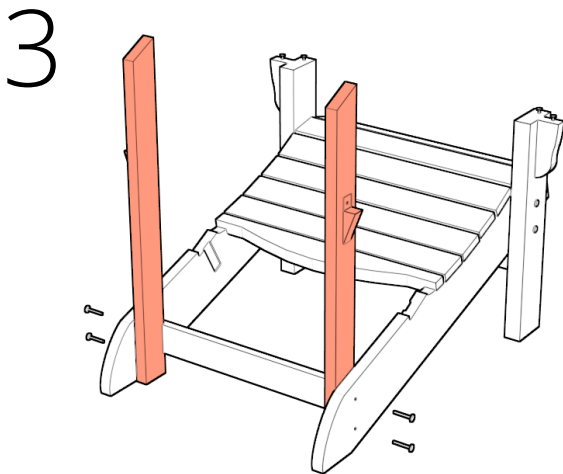



Insert the front leg support between the front legs. Lightly use a mallet if necessary.



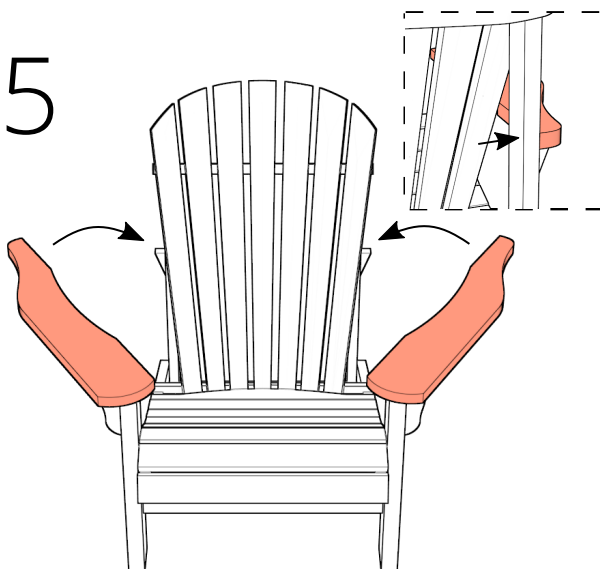
Attach the seat to the front legs using 4 long bolts.




Attach the back legs to the seat using 4 short bolts.



Slide the back into place and secure it to the seat and the back legs, using 4 short bolts.



Match the key-holes on the arms onto the front legs. Make sure the arms are level on top of the legs before pivoting them 30° into place. Bolt the arms onto the back legs with 2 short bolts.



Enjoy your chair!